

**Arrow Textiles Limited**

Regd Office: Plot No.101-103, 19th Street, MIDC, Satpur, Nashik 422 007


CIN No. L51494MH2008PLC178384

Tel. No. 91-253-3918200 Fax No. 91-253-3918220 Email ID : secretarial@arrowtextiles.com Website : www.arrowtextiles.com

**Audited Financial Results for the Quarter and Year Ended 31st March, 2014**

(All amounts in Rupees in Lacs unless specified)

Particulars	Quarter Ended			Year Ended	
	31-Mar-14	31-Dec-13	31-Mar-13	31-Mar-14	31-Mar-13
	Unaudited	Unaudited	Unaudited	Audited	Audited
<b>1. Income from Operations</b>					
a. Net Sales/Income from Operations (Net of Excise Duty)	1,183.22	1,143.81	1,107.80	4,189.93	3,687.02
b. Other Operating Income	-	-	-	-	-
<b>Total Income from Operations (Net)</b>	<b>1,183.22</b>	<b>1,143.81</b>	<b>1,107.80</b>	<b>4,189.93</b>	<b>3,687.02</b>
<b>2. Expenses</b>					
a. Consumption of Materials	471.22	523.83	394.88	1,737.56	1,462.96
b. Purchase of Stock in Trade	20.11	13.09	10.95	47.80	23.59
c. Changes in Inventories of Finished Goods, Work in Progress and Stock-in-Trade	(16.59)	13.29	9.33	(15.38)	2.24
d. Employee Benefit Expense	190.70	180.90	188.09	732.88	629.35
e. Depreciation	80.33	79.75	76.61	317.39	302.98
f. Other Expenditure	185.77	215.46	176.09	767.04	738.03
<b>g. Total Expenses</b>	<b>931.54</b>	<b>1,026.31</b>	<b>855.95</b>	<b>3,587.29</b>	<b>3,159.16</b>
<b>3. Profit / (Loss) from Operations Before Other Income, Finance Costs and Exceptional Items (1-2)</b>	<b>251.68</b>	<b>117.50</b>	<b>251.85</b>	<b>602.64</b>	<b>527.87</b>
4. Other Income	16.62	1.95	9.95	83.95	47.48
<b>5. Profit from Ordinary Activities Before Finance Costs and Exceptional Items (3+4)</b>	<b>268.30</b>	<b>119.45</b>	<b>261.80</b>	<b>686.59</b>	<b>575.35</b>
6. Amortisation of Goodwill	-	-	35.81	-	143.24
7. Finance Costs	31.89	34.72	70.98	159.54	284.81
<b>8. Profit / (Loss) from Ordinary Activities After Finance Costs but Before Exceptional Items (5-6-7)</b>	<b>236.41</b>	<b>84.74</b>	<b>155.01</b>	<b>527.05</b>	<b>147.29</b>
9. Exceptional Items	-	-	-	-	-
<b>10. Profit (+)/ Loss (-) from Ordinary Activities Before Tax (8-9)</b>	<b>236.41</b>	<b>84.74</b>	<b>155.01</b>	<b>527.05</b>	<b>147.29</b>
11. Tax Expense					
a) Income Tax - Current Year	75.95	36.31	52.48	168.15	85.45
b) MAT Credit Recognised	-	-	(26.85)	-	(26.85)
c) Income Tax - Earlier Years	-	3.03	(138.66)	(3.03)	(138.66)
d) Deferred Tax	1.85	(2.33)	(46.49)	4.16	(71.85)
e) Total Tax Expenses	74.77	33.98	(159.53)	169.28	(151.92)
<b>12. Net Profit (+)/ Loss (-) From Ordinary Activities After Tax (10-11)</b>	<b>161.64</b>	<b>50.77</b>	<b>314.54</b>	<b>357.77</b>	<b>299.22</b>
13. Extra Ordinary Items	-	-	-	-	-
<b>14. Net Profit(+)/ Loss(-) After Tax for the Period (12-13)</b>	<b>161.64</b>	<b>50.77</b>	<b>314.54</b>	<b>357.77</b>	<b>299.22</b>
15. Prior Period Items	-	0.33	-	0.33	1.54
<b>16. Net Profit(+)/ Loss(-) After Tax for the Period (14-15)</b>	<b>161.64</b>	<b>50.44</b>	<b>314.54</b>	<b>357.43</b>	<b>297.68</b>
17. Paid-up Equity Share Capital (Face Value Rs.10/- per Share)	1,904.39	1,904.39	1,904.39	1,904.39	1,904.39
18. Reserve Excluding Revaluation Reserves as per Balance Sheet of Previous Accounting Year	-	-	-	666.26	308.82
19. Earnings Per Share (EPS) (not to be annualized)					
Basic and Diluted EPS	0.85	0.26	1.65	1.88	1.56
<b>Particulars of Shareholding</b>					
<b>1. Public Shareholding</b>					
Number of Shares	5,974,923	5,994,846	5,994,846	5,974,923	5,994,846
Percentage of Shareholding	31.37%	31.48%	31.48%	31.37%	31.48%
<b>2. Promoters and Promoter Group Shareholding</b>					
a) Pledged/Encumbered					
Number of Shares	-	-	-	-	-
Percentage of Shares (as a % of the Total Shareholding of Promoter and Promoter Group)	-	-	-	-	-
Percentage of Shares (as a % of the Total Share Capital of the Company)	-	-	-	-	-
b) Non-Encumbered					
Number of Shares	13,069,016	13,049,093	13,049,093	13,069,016	13,049,093
Percentage of Shares (as a % of the Total Shareholding of Promoter and Promoter Group)	100%	100%	100%	100%	100%
Percentage of Shares (as a % of the Total Share Capital of the Company)	68.63%	68.52%	68.52%	68.63%	68.52%
<b>Particulars of Investor Complaints</b>					
Pending at Beginning of the Quarter	NIL				
Received During the Quarter	NIL				
Disposed of During the Quarter	NIL				
Remaining unsolved at the End of the Quarter	NIL				




**Statement of Assets and Liabilities as at 31st March, 2014**


(Rs.in Lacs)

Particulars	31st March , 2014	31st March, 2013
<b><u>EQUITY AND LIABILITIES</u></b>		
Shareholder's Funds		
(a) Share Capital	1,904.39	1,904.39
(b) Reserves and Surplus	666.26	308.82
<b>Sub-Total - Shareholders' funds.</b>	<b>2,570.65</b>	<b>2,213.21</b>
Non-Current Liabilities		
(a) Long-Term Borrowings	497.88	728.97
(b) Deferred Tax Liabilities ( Net)	145.65	141.50
(c) Long-Term Provisions	17.97	15.40
<b>Sub-Total - Non-Current Liabilities</b>	<b>661.51</b>	<b>885.87</b>
Current Liabilities		
(a) Short-Term Borrowings	124.39	752.38
(b) Trade Payables	161.35	115.16
(c) Other Current Liabilities	343.45	419.78
(d) Short-Term Provisions	5.19	5.41
<b>Sub-Total - Current Liabilities</b>	<b>634.38</b>	<b>1,292.73</b>
<b>TOTAL - EQUITY AND LIABILITIES</b>	<b>3,866.54</b>	<b>4,391.82</b>
<b><u>ASSETS</u></b>		
Non-current assets		
(a) Fixed Assets	2,042.00	2,253.05
(b) Capital Work In Progress	9.99	-
(c) Long Term Loans and Advances	18.96	15.00
<b>Sub-Total - Non-current assets</b>	<b>2,070.96</b>	<b>2,268.05</b>
Current Assets		
(a) Current investments	-	148.94
(b) Inventories	536.00	496.84
(c) Trade Receivables	1,054.10	1,277.03
(d) Cash and Bank Balances	14.69	40.25
(e) Short-Term Loans and Advances	189.48	159.62
(f) Other Current Assets	1.31	1.08
<b>Sub-Total - Current assets</b>	<b>1,795.58</b>	<b>2,123.77</b>
<b>TOTAL - ASSETS</b>	<b>3,866.54</b>	<b>4,391.82</b>

**Notes :**

- The above Audited results for the Financial Year ended March 31, 2014, were reviewed and recommended by the Audit Committee and subsequently approved by the Board of Directors at its meeting held on 28th May 2014, in terms of Clause 41 of the Listing Agreement.
- The Company is engaged in manufacture of woven & printed labels which is the only reportable segment in terms of Accounting Standards 17, issued by the Institute of Chartered Accountant of India (ICAI). The above financial statements are prepared in accordance with Accounting Standards issued by the Institute of Chartered Accountants of India (ICAI).
- The figures for the quarter ended March 31, 2014 are the balancing figures between audited figures for year ended March 31, 2014 and unaudited published figures for nine months ended December 31, 2013.
- Figures for the previous period have been regrouped /rearranged / reclassified / recasted wherever necessary.



For Arrow Textiles Limited  
  
 Chand Arora  
 (Managing Director)

Mumbai, 28th May, 2014